

Bike Safety Tips

- Always wear a helmet.
- Follow traffic signals and road signs.
- Ride single file when in a group.
- Ride at least 3 feet away from parked cars.
- ALWAYS signal before you turn.
- Make yourself visible by wearing reflective or bright coloured clothing.
- ALWAYS travel with the flow of traffic.
- Ride defensively as many car drivers do not see bicycles. When in doubt, yield to cars.
- Check your brakes regularly to ensure they are working properly.
- Watch out for road hazards, such as sewer grates, gravel & ice.
- When passing other bikers or pedestrians, let them know you are there vocally or with a bell.



City of Steinbach
 Phone: (204) 326-9877
 225 Reimer Avenue
 Steinbach, MB
 R5G 2J1
www.steinbach.ca

STEINBACH'S BIKEWAY MAP & SAFE CYCLING PROGRAM



SHARE
 THE ROAD



Obey the Law

(Manitoba Highway Traffic Act)

- Cyclists have the same rights and duties as a person driving a motor vehicle on a highway and must obey all signs and traffic control devices. 145(1)
- Cyclists should ride as closely as practicable to the right-hand edge or curb of the roadway. 145(5)
- Cyclists should ride in single file on a highway. 145(6)
- Cyclists should give hand signals using the left hand and should use hand signals to indicate turns and a decrease in speed or a stop. 126(1)
- Cyclists should not operate a bicycle with more persons on it than it was designed to carry. A person should not ride, or permit him- or herself to be carried, on a bicycle being operated by another person. 147(1)
- Cyclists are prohibited from attaching to or being towed by a moving vehicle. 145.1(1)
- Bicycles must be equipped with a headlamp at the front that casts a white light; and a lamp or reflector at the back that casts a red or amber light/reflection. 149(1)
- A peace officer may at any time stop and inspect any equipment on a bicycle. 150(2)

For more information about the Manitoba Highway Traffic Act, visit www.gov.mb.ca/laws.

Attention Cyclists!

Just like motorists, you must obey the road rules.

1. Obey the road rules and traffic signs, such as stopping at red traffic lights and stop signs.
2. Wear brightly coloured clothing and use lights and reflectors when cycling at night.
3. Ride predictably and use hand signals to indicate all turns and stops.


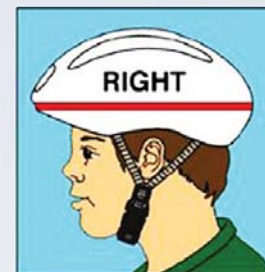
Attention Motorists!

Cyclists are legitimate road users and are as entitled to use the road as you are. Cyclists are more vulnerable on the road and you need to give them room.

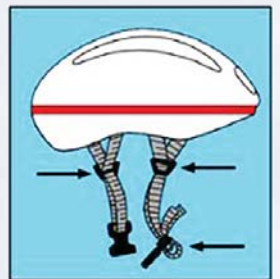
1. Be patient and give cyclists a clearance of at least 1 metre when passing them.
2. Watch out for cyclists, especially at intersections or when backing off driveways.
3. Check behind for cyclists before opening your car door when parked on the side of a street.

For more information about the City of Steinbach's Share the Road Program, visit www.steinbach.ca and click on City Services, Parks & Recreation.

Helmets



Wear the helmet flat on the head, not tilted back at an angle.



Make sure the helmet fits snugly and does not obstruct vision. Make sure the chin strap fits securely and the buckle stays fastened.

Hand Signals



Left Turn



Stopping

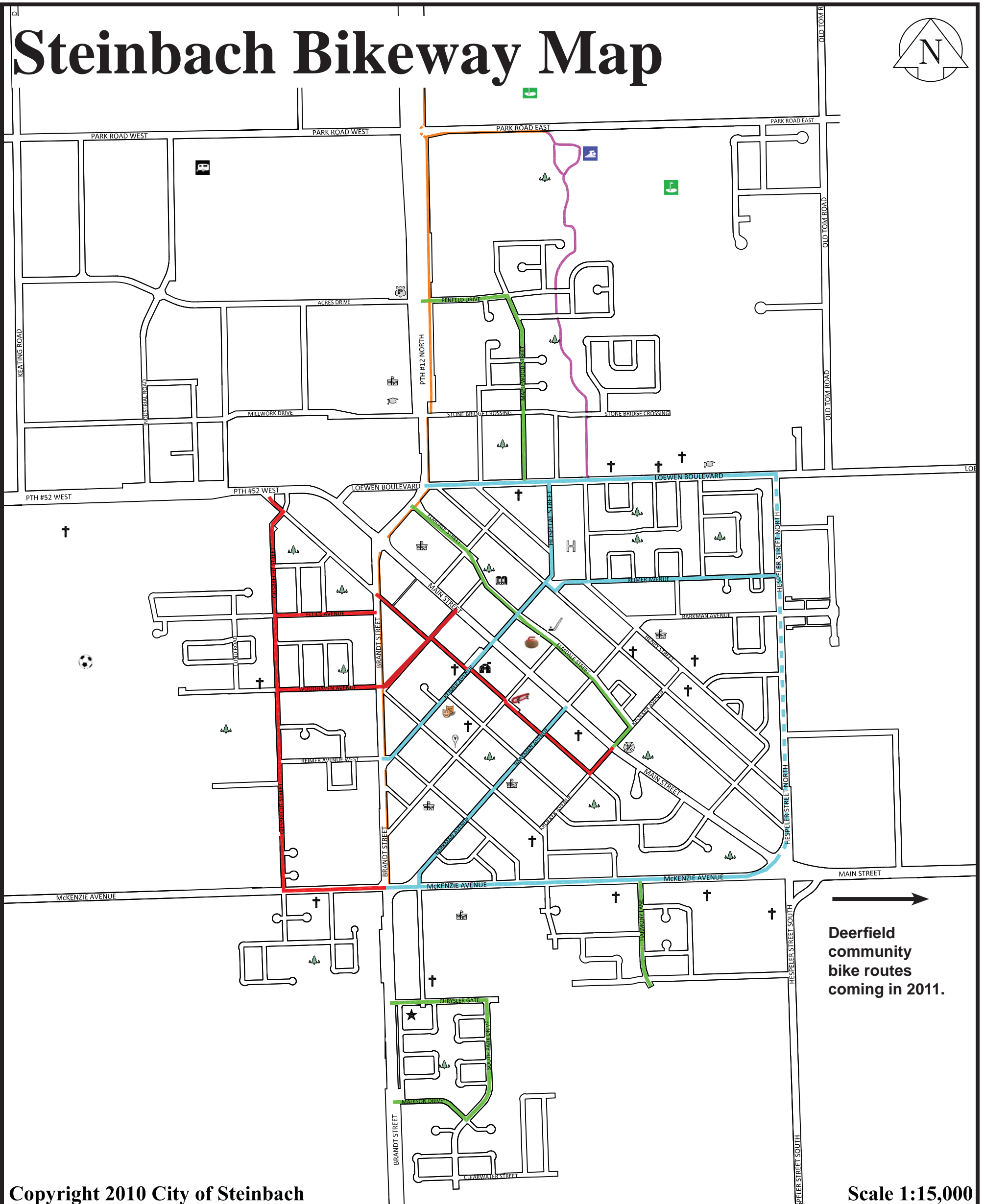


Right Turn



Alternate Right Turn

Steinbach Bikeway Map



Deerfield
community
bike routes
coming in 2011.

Copyright 2010 City of Steinbach

Scale 1:15,000

MAP LEGEND

- | | | | |
|--|---------------------------------|--|---|
| | DESIGNATED BIKE LANE | | DEDICATED ACTIVE TRANSPORTATION ROUTE |
| | PHASE 1 - SHARE THE ROAD ROUTES | | ACTIVE TRANSPORTATION ROUTES WITHIN ROAD ALLOWANCES |
| | PHASE 2 - SHARE THE ROAD ROUTES | | CHURCH |
| | PHASE 3 - SHARE THE ROAD ROUTES | | CITY HALL |
| | CAMPGROUND | | CLEARSPRING CENTRE |
| | QUARRY SKATEBOARD PARK | | FIRE HALL |
| | SENIORS 55 PLUS CENTRE | | HOSPITAL |
| | SOCCER COMPLEX | | JAKE EPP LIBRARY |
| | STEINBACH AQUATIC CENTRE | | MENNONITE HERITAGE VILLAGE |
| | STEINBACH CULTURAL ARTS CENTRE | | PARK |
| | STEINBACH CURLING CLUB | | POST-SECONDARY SCHOOL |
| | STEINBACH FLY-IN GOLF COURSE | | RCMP DETACHMENT |
| | T.G. SMITH CENTRE (ARENA) | | SCHOOL |
| | TENNIS COURTS | | |

SHARROWS

A sharrow is a road lane marking that shows a stencil of a bicycle with two chevron markings above it, indicating the direction in which bicycle traffic should ride. The purpose of a sharrow is to remind residents to share the road when driving or riding in Steinbach. It's designed for use on roadways that are too narrow for a separate bike lane. Sharrow symbols are about 3 feet wide and 10 feet long. Steinbach began stenciling sharrows on City streets in 2009.



DID YOU KNOW?

The City's Zoning By-Law (adopted in 2010) states that business owners must provide one lockable bicycle space per 20 vehicle parking spaces (not less than two lockable spaces).